

Component : Propertymart

Version : 1.5

Description : This component using for real estate portal which user can advertise their property.

Features :

1. Property Management

- Map : User only need to insert the google map link into textarea
- User Restriction : Super Administrator, Administrator and Manager can view and manage all property. Registered user only can view all, manage the own property. Public user only can view property
- Print : At property view, user can print the property selected
- PDF : At property view, user can download the property selected as pdf format.
- Favourite : At property view, user can set the property selected as their favourite and they can delete it at the favourite management.
- Send Link to friend : At property view, user can send the property selected link to friend.

2. Photo Management

- Add, edit and delete : At the Manage property, user can manage their property photo.
- Preview : User can view the photo in the lightbox format and swap format.

3. Enquiry Management

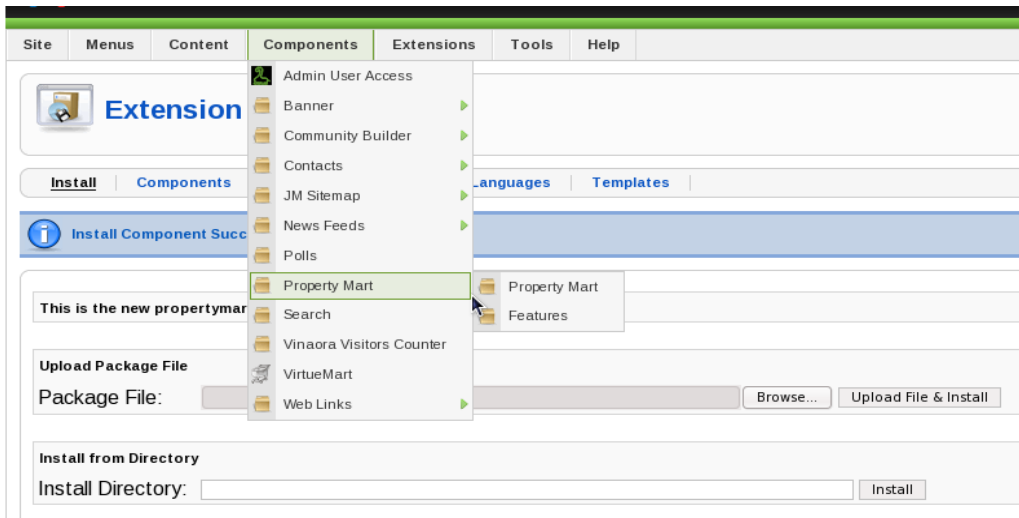
- Send directly to the agent/owner's email.

4. Search Management

- Email notification
- Save search into database
- Search by property name
- Search by location
- Search by Property Type
- Search by Refine Property Type
- Search by Property Category
- Search by State
- Search by City

5. Usage Guide:

After installation is completed, the propertymart component will appear like picture below:

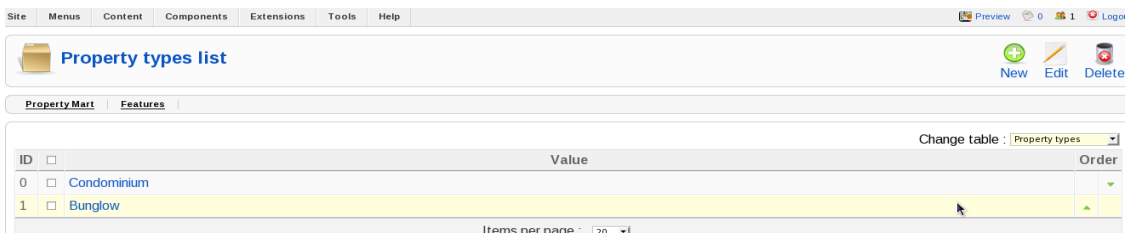


Picture 1: Propertymart Component



Picture 2: When select propertymart sub menu, user can start add new property.

Below is show the features that can be added into propertymart detail. The features can be selected by select the change table list box. List of features are Types, Category, Country, State, City, Furnished, Layout, Tenure and Facilities.



Picture 3: When select features, user can start customize the features for property.



Picture 4: Lis of module in propertymart.

Above is the list of module in propertymart. For public user view at main menu, select the List Layout and Statistic Layout. The configuration is like picture below:

Menu Item: [New]

Menu Item Type Change Type

Property Mart

This is the new propertymart component for Joomla! 1.5 (no legacy mode!)

Menu Item Details

Title: Propertymart

Alias:

Link: index.php?option=com_propertymart&view=list&layout=list

Display in: Main Menu

Parent Item:

- Top
- Home
- Product
 - Shopping Cart
 - Spec
 - Billing Information
- Promotion
- Latest News

Published: No Yes

Order: New Menu Items default to the last position. Ordering can be changed after this Menu Item is saved

Picture 5: Add Propertymart in Main Menu

For the propertymart management, user can select Manage Layout to set it into User Menu. Set the Access Level as Registered. Same as Favourite (Short list) and Search. The configuration can be done like below:

Menu Item: [New]

Menu Item Type Change Type

Property Mart

This is the new propertymart component for Joomla! 1.5 (no legacy mode!)

Menu Item Details

Title:

Alias:

Link:

Display in:

Parent Item:

Top
 Your Details
 Submit an Article
 Submit a Web Link
 Logout

Published: No Yes

Order: New Menu Items default to the last position. Ordering can be changed after this Menu Item is saved.

Access Level:

Picture 6: Setting for Manage Property

QUICK SEARCH

Property Name : <input type="text"/>	Property Type : <input type="text" value="Select Property Types"/>
Price : <input type="text" value="0"/> - <input type="text" value="0"/>	Refine Property Type : <input type="text" value="Select Property Types First"/>
Size : <input type="text" value="0"/> - <input type="text" value="0"/>	State : <input type="text" value="Select State"/>
Property Category : <input type="text" value="Select Category"/>	City : <input type="text" value="Select States First"/>

Picture 7: Quick Search Engine for PropertyMart

Open files find_state.php, find_city.php and search_city.php at components/com_propertymart/php/ and edit the configuration like below:

```

$link = mysql_connect('localhost', 'root', 'mypass'); //change the Domain, Host and Password
if (!$link) {
    die('Could not connect' . mysql_error());
}
mysql_select_db('joomla2');//change the database name

```

PROPERTY LIST

	<p>Penggerang Price: 65000.00 Category: Selling Type: Agricultural Land Built up: sq. ft. Furnishing: PostedDate: 22 June 2010</p>	 0  0	<p>Agent : Gold Bridge Tel : 07-388 2168 Mobile : 019-771 2862 Email : gold@yahoo.com</p>
	<p>PTP-2nd Link Price: 5000.00 Category: Renting Type: Warehouse Built up: 3000 sq. ft. Furnishing: PostedDate: 22 June 2010</p>	 0  0	<p>Agent : Gold Bridge Tel : 07-388 2168 Mobile : 019-771 2862 Email : gold@yahoo.com</p>
	<p>Cheras Price: 698000.00 Category: Renting Type: Semi-detached House Built up: 3600 sq. ft. Furnishing: UnFurnished PostedDate: 22 June 2010</p>	 5  5	<p>Agent : Lex Yap Tel : Mobile : 012-652 6855 Email : sygluvhny03@gmail.com</p>

Picture 8: View the Property List for Public User

Click on the thumbnail photo will display lightbox preview. To view the property detail just click on the property name.

PUDU HOTEL, RM 5600000.00



Picture 9: View the Photo Gallery in Property Detail

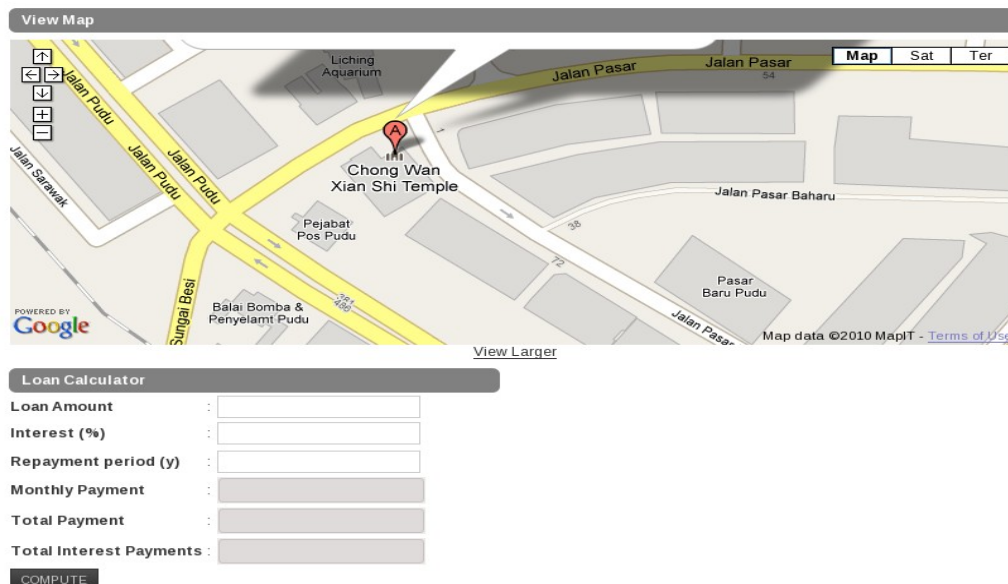
There is tool icons (set favourite,download pdf, print and sent link to friend) at the right top. Click on the thumbnail to view thumbnail photo. The photo will swap with the thumbnail photo. Scroll down the property detail and the info about the property detail will be displayed like picture below:

PROPERTY DETAILS

Detail	Agent Detail	
Description : new,gated and guarded,on a mountain,very peaceful and good air,call yap,012-652 6855,please come by www.bukitbintangproperty.com/property1.com.my	Name : Lex Yap	
Address : bandar sg long,admiral, Kuala Lumpur, 0 Cheras. Kuala Lumpur. Malaysia.	Tel :	
Property Type : Semi-detached House	Mobile : 012-652 6855	
Property Category : Renting	Fax :	
Tenure : Freehold	Email : sygluvhny03@gmail.com	
Furnish : UnFurnished	Send Enquiry To Agent	
Layout : Intermediate	Name :	
Price (RM) : 698000.00	Email :	
Built Up : 3600 sq. ft.	Message :	
Land Area : 2900 sq. ft.		
Room : 5		
Bathroom : 5		
Facilities :		
Posted Date : Tuesday, 22 June 2010 14:39	<input type="button" value="SEND"/>	
<input type="button" value="CANCEL"/>		

Picture 10: View the Property Detail

If want to send an enquiry, just fill in the Send Enquiry To Agent form and submit. Please fill in all the textbox. This is for make sure the agent will give their feedback. Scroll down the property detail again and the map and loan calculator will be displayed like picture below:



The screenshot displays a Google Map of a residential area in Pudu, Kuala Lumpur. A red pin marks the location of 'Chong Wan Xian Shi Temple'. The map shows several streets including Jalan Pasar, Jalan Pasar Baharu, and Jalan Pasar Baru Pudu. Landmarks like 'Liching Aquarium' and 'Pejabat Pos Pudu' are also visible. Below the map is a 'Loan Calculator' form with input fields for Loan Amount, Interest (%), Repayment period (y), Monthly Payment, Total Payment, and Total Interest Payments. A 'COMPUTE' button is located at the bottom of the calculator. The map interface includes navigation controls and a 'View Larger' link.

Picture 11: View the Property Maps

Click on the 'View Larger' to view the map. Use the 'Loan Calculator' to calculate loan. You can insert any type of currency.

After login, you can see the list of User Menu like below. This Menu will be create after create Menu (refer to Picture 6).Select the My Property:



Picture 12: User Menu

Below is My Property List. Click on 'Add New Property' to add new property. Click on (X icon) to delete property. During add new property, can not upload any photo. You can upload photo during edit property. Click on (Pencil icon) to edit property.

PROPERTY MANAGEMENT

[Add New Property]

#	ID	Name	Type	Category	Author	Published	Date	
		1	Penggerang	Agricultural Land	Selling	Gold Bridge		22 June 2010
		2	PTP-2nd Link	Warehouse	Renting	Gold Bridge		22 June 2010
		3	Cheras	Semi-detached House	Renting	Lex Yap		22 June 2010
		4	City Centre	Office	Renting	Lex Yap		22 June 2010
		5	Pudu Hotel	Hotel	Selling	Lex Yap		22 June 2010
		6	Lagenda Damansara	Condominium	Selling	Lex Yap		22 June 2010
		7	Taragon Puteri , Timesquare	Retail Space	Renting	Lex Yap		22 June 2010
		8	Bandar Sungai Long	Bungalow House	Selling	Lex Yap		22 June 2010
		9	City Centre	Shop	Renting	Lex Yap		22 June 2010
		10	Taman Tun Dr Ismail	2-sty Terrace/Link House	Renting	Lex Yap		22 June 2010

Display # 10

« Start Prev 1 2 3 Next End »

Page 1 of 3

Picture 13: My Property List

Edit the Property Detail and photo only. The agent Detail is auto generate from user/agent contact detail.

PROPERTY DETAILS

Detail		Agent Detail	
Property Name	: Lagenda Damansara *	Name	: Lex Yap
Description	: low density,brand new,exclusive lifestyle.modern tropical fusion,call yap.012 652	Tel	:
Address	: Jalan Dungun, Bukit Damansara, Damansara Heights, Kuala Lumpur	Mobile	: 012-652 6855
Postcode	: 0	Fax	:
	: Malaysia	Email	: sygluvhny03@gmail.com
	: Kuala Lumpur	Upload Main Photo	
	: Damansara Heights	Browse... UPLOAD	
Property Type	: Condominium *		
Property Category	: Selling *	Upload Secondaries Photo	
Tenure	: Freehold	Browse... UPLOAD	
Furnish	: Fully Furnished		
Layout	: Select Layout		
Price (RM)	: 4600000.00		
Built Up	: 4676 sq. ft.		
Land Area	: sq. ft.		
Room	: 5		

Picture 14: Property Edit (Detail, Agent and Photo Upload)

Bathroom	: 5	
Facilities	<input type="checkbox"/> Barbecue Area <input type="checkbox"/> Nursery <input type="checkbox"/> Business Centre <input type="checkbox"/> Playground <input type="checkbox"/> Cafeteria <input type="checkbox"/> Salon <input type="checkbox"/> Club House <input type="checkbox"/> Sauna <input type="checkbox"/> Covered Parking <input type="checkbox"/> Squash Court <input checked="" type="checkbox"/> Gymnasium <input checked="" type="checkbox"/> Swimming Pool <input type="checkbox"/> Jacuzzi <input type="checkbox"/> Wading Pool <input type="checkbox"/> Jogging Track <input type="checkbox"/> Tennis Court <input type="checkbox"/> Mini Market <input type="checkbox"/> 24hr Security	
Published	: <input type="radio"/> no <input checked="" type="radio"/> yes	
Posted Date	: Tuesday, 22 June 2010	
Map	: http://maps.google.com/maps?f=q&source=s_q&hl=en&geocode=&q=Jalan+Dungun+Bukit+D&sl=3.143987,101.716318&	
CANCEL SAVE		

Picture 15: Property Edit (Detail, Agent and Photo Upload)

Open <http://maps.google.com.my/maps?hl=en&tab=wl>. Then, search location. On the top of map there is 'link icon'. Click on it and copy link at 'Paste link in **email** or **IM**'. After that paste it at Map textarea.

MY SHORTLIST

#	Propertymart Name
X	Cheras

Picture 16: Favourite Page (Shortlist)

Click on (X icon) to delete shortlist. Click on 'Property Name' to view property detail.

MY SEARCH LIST

#	Search Term	Search Type	Hits
X	Apartment/Flat	property type	2
X	Select Refine Property Type	refine property type	3
X	Kuala Lumpur	state	1
X	Kedah	state	1
X	Johor	state	1
X	Ayer Baloi	city	1
X	Selangor	state	1
X	Ampang	city	1
X	Terrace/Link	property type	1
X	1.5-sty Terrace/Link House	refine property type	1
X	Flat	refine property type	1

Picture 17: Search Page

Click on (X icon) to delete search.

PROPERTY STATISTIC

Total of Property	: 22
Property Category	:-
Selling	: 13
Renting	: 9
Property Type:	:-
All Residential	: 12
All Commercial	: 6
All Industrial	: 2
All Agricultural	: 2

Picture 18: Statistic Page

Display Property Statistic.